

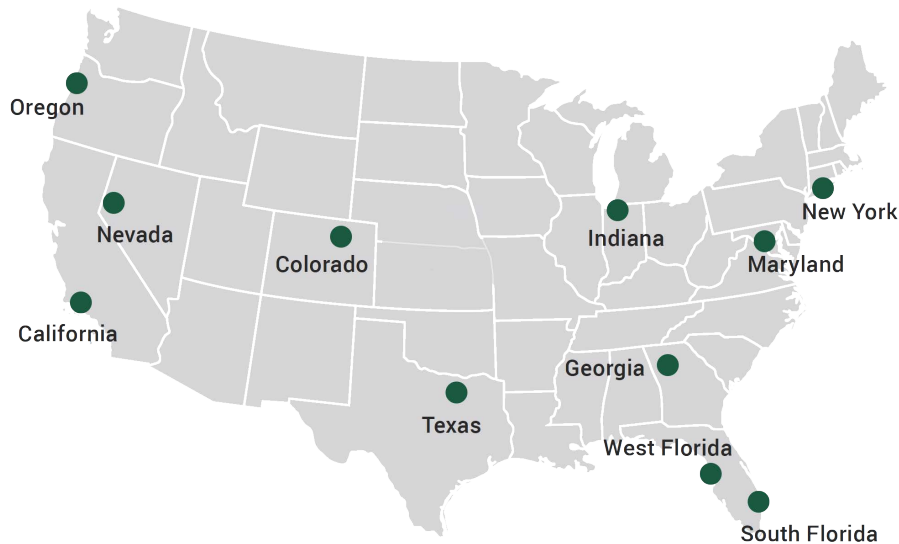


A valmont TELECOM COMPANY

**valmont**   
TELECOM

# DISH Approved Mounts

2023



## New York

15 Oser Ave  
Hauppauge, NY 11788  
Ph: 1-888-438-7761

## Georgia

4100 Westpark Dr SW, Ste C  
Atlanta, GA 30336  
Ph: 1-866-901-0603

## California

12661 Corral Pl  
Santa Fe Springs, CA 90670  
Ph: 1-888-776-1937

## Indiana

1545 Pidco Dr  
Plymouth, IN 46563  
Ph: 1-888-753-7446

## West Florida

5122 Joanne Kearney Blvd  
Tampa, FL 33619  
Ph: 1-844-278-6371

## Maryland

8200 Stayton Drive, Ste  
700. Jessup, MD 20794  
Ph: 1-888-438-7761

## Oregon

3573 25th St SE  
Salem, OR 97302  
Ph: 1-888-880-9191

## Texas

2045 Westgate Dr, Ste 110  
Carrollton, TX 75006  
Ph: 1-888-809-5151

## South Florida

33 Commerce Way  
Jupiter, FL 33458  
Ph: 1-866-781-1300

## Nevada

960 E Greg St. Building 6.  
Sparks, NV 89431  
Ph: 1-888-438-7761

## Colorado

14200 E 35th Pl Ste 105  
Aurora, CO 80011  
Ph: 1-720-823-7661

## The Industry Leader that's here for You

With 11 warehouses around the United States, we are the premiere provider of wireless site components and safety products. We're dedicated to innovation and have served at the forefront of the industry providing our customers with flawlessly engineered, innovative solutions.

We understand the industry and the nature of the work. We provide not only high quality products at exceptionally rapid speeds, but you have in us a partner to grow with. You have our knowledge, our expertise, and the personal touch we provide for every customer and order.

We are here for you.

**Shop at** [SitePro1.com](http://SitePro1.com)

## Valmont Telecom Locations

### Indiana

Plymouth, IN

### Oregon

Salem, OR

### Nebraska

Valley, NE

### Texas

Brenham, TX

### Arizona

Tucson, AZ

# DISH Approved Monopole Mounts

## 8' Snub Nose Platform



### Description:

- Attaches to monopoles from 12" to 45" in diameter
  - Order RM-ADK Large Pole Adapter to attach to monopoles from 45" to 60" in diameter
- Compact 8' monopole platform
- Our low-profile design offers a lower EPA for reduced loads on the tower
- This robust platform supports live loads of 500 lb
- Support Rail provides added strength and easy antenna and RRU mounting as well as worker safety
- Simple design for ease of assembly
- COMPLETE KITS include:
  - Ring Mount
  - (3) Support Arms
  - Grating
  - (9) Antenna Mounting Pipes and all hardware
  - Support Rail
- Contact us for load and engineering data

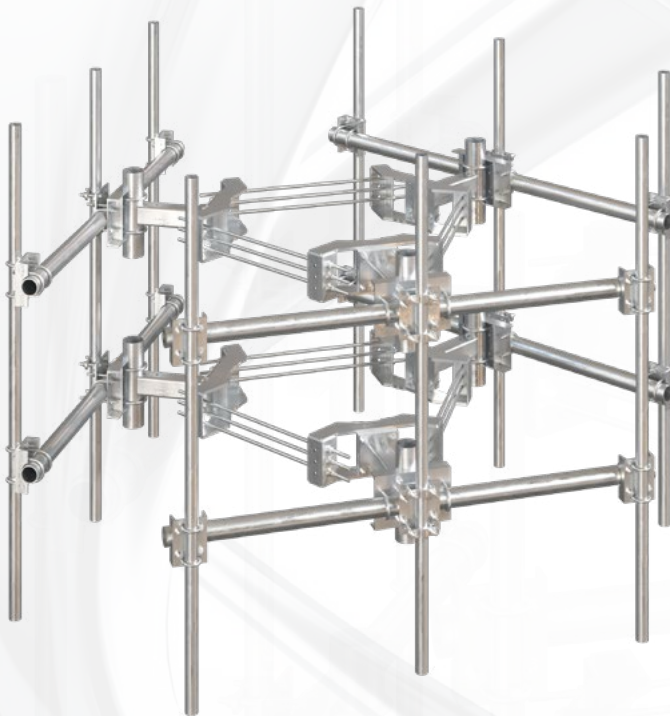
OEM P/N	Description	Mounting pipes	Weight	Mount Capacity
SNP8HR-DISH	8' Snub Nose Platform with support rail and mounting pipes	(9) 2-7/8" x 96"	2,088 lb	Supports Dish's Load up to 170 mph Ultimate Wind*
SNP8HR-396	8' Snub Nose Platform with support rail and mounting pipes	(9) 2-3/8" x 96"	1,786 lb	M1000R(750)-3[6]

\* See Engineering letters for full details



# DISH Approved Monopole Mounts

## Compact 8' dual level T-Arm



### Description:

- Attaches to monopoles from 12" to 45" in diameter
  - Order RM-ADK Large Pole Adapter to attach to monopoles from 45" to 60" in diameter
- Ideal for concealment sites (Mono-Pine, Mono-Palm)
- Compact 8' monopole T-Arm
- Our low-profile design offers a lower EPA for reduced loads on the tower
- This robust T-Arm supports live loads of 500 lb
- Simple design for ease of assembly
- COMPLETE KITS include:
  - (2) Ring Mounts
  - (6) Stand-Off Arms
  - (9) Antenna Mounting Pipes and all hardware
- Contact us for load and engineering data

OEM P/N	Description	Mounting pipes	Weight	Mount Capacity
RMVD8-296-18	Compact 8' dual level T-Arm	(9) 2 3/8" OD x 96"	1,881 lb	Supports Dish's Load up to 160 mph Ultimate Wind*
RMVD8-2120-18	Compact 8' dual level T-Arm	(9) 2 3/8" OD x 120"	1,934 lb	Supports Dish's Load up to 160 mph Ultimate Wind*

\* See Engineering letters for full details

# DISH Approved Monopole Kit

## XLD Six-Sided Monopole Mount Kit




Description:

- Safely support multiple RRU's or antennas
- Fits round or polygon poles from 17-1/2" to 56" diameter
- Order 2-3/8" or 2-7/8" Antenna Mounting Pipes separately
- Contact us for load and engineering data

Part #	Pole Diameter	Description	Mounting Pipes	Weight
6CHMT	17-1/2" - 56"	Six Sector	Order Separately	272 lb

# DISH Approved Tower Mount

## Standard Duty V-Frame with two Stiff Arms



### Description:

- Attaches to 1-1/2" to 9-1/2" Round Legs and 3" to 6" Angles
  - Order BCAM-SDLL Large Leg Adapter to attach to round legs up to 16" and #12 PiRod Truss Legs
- Features our BCAM™ Taper Adjustment System
- Features our Quick-Plate™ for easy grounding and addition of RRU Mounting pipes or Unistrut
- Round-member face offers lower wind resistance
- Frames rotate for easy azimuth adjustment
- Kit includes:
  - (2) Stiff Arms
  - (3) 2-7/8" Antenna Mounting Pipes
- Contact us for load and engineering data

OEM P/N	Description	Weight	Mount Capacity
VFA8-SD-30120	8 ft Standard Duty V-Frame with two Stiff Arms and 2-7/8" Mount Pipes	660 lb	Supports Dish's Load up to 160 mph Ultimate Wind*

\* See Engineering letters for full details



# DISH Approved Platform

## 5' x 7' Modular Equipment Platform (MEP) Kit



### Description:

#### 5' x 7' platform:

- Total Frame Capacity
  - Distributed Deadload 10,000 lb
  - Distributed Windload 5,000 lb
- Channel Capacity (Critical Load Point)
  - Concentrated Deadload 4,000 lb
  - Concentrated Uplift 4,000 lb
- Expanded Metal Capacity (Critical Load Point)
  - 2' Panel Deadload 1,000 lb
  - 2' Panel Uplift 1,000 lb

#### 5' H-FRAME:

- Includes two support pipes (Height: 6'), five Unistrut (Length: 5'), and pipe caps
- Includes attachment hardware and rubber end caps
- Extra hardware included for channel connection

OEM P/N	Description	Weight
MEP57-DISH	5' x 7' MEP with footpads and 5' H-Frame	605 lb

# DISH Approved Platform

## 5' x 7' Platform



### Description:

#### 5' x 7' platform:

- Total Frame Capacity
  - Distributed Deadload 10,000 lb
  - Distributed Windload 5,000 lb
- Channel Capacity (Critical Load Point)
  - Concentrated Deadload 4,000 lb
  - Concentrated Uplift 4,000 lb
- Expanded Metal Capacity (Critical Load Point)
  - 2' Panel Deadload 1,000 lb
  - 2' Panel Uplift 1,000 lb

OEM P/N	Description	Weight
MEP57-7S	5' x 7' MEP with footpads	503 lb



# DISH Approved H-Frame

## 5' H-Frame Assembly



### Description:

- Includes two support pipes (Height: 6'), five Unistrut (Length: 5'), and pipe caps
- Includes attachment hardware and rubber end caps
- Extra hardware included for channel connection

OEM P/N	Description	Weight
HF-556	5' H-Frame Assembly	120 lb

# DISH Approved Rooftop Frame

## Penetrating Constructor-Set Rooftop Frame



### Description:


- 8' Wide x 5' Deep Footprint
- Includes three 2-7/8" mounting pipes with 10' height
- Provides three points of penetration with roof structure.
- Site Pro 1 verified the shear strength of the hardware, but the engineer of record will be responsible for verifying the bolt embedment in the roof structure

OEM P/N	Description	Weight	Mount Capacity
CSRT-3P3-10125	Penetrating Constructor Set Rooftop, 3 masts, 8ft face	663	Supports Dish's Load up to 150 mph Ultimate Wind*

\* See Engineering letters for full details

# DISH Approved Ice Bridges

## 12" Grip-Strut Ice Bridge Kits With Triple-Tee Trapeze



### Description:

- Versatile Triple-Tee Trapeze with all hardware included
- 12 Runs
- Easy installation
- Three Trapeze Kits per bridge
- Complete Kits

Part #	Size	Poles	Trapeze	# of Runs	Weight
IB12D-T3	12" x 10'	3-1/2" x 13'-4" Burial	T-Bracket, 3 Level	12	315 lb
IB12B-T3	12" x 10'	3-1/2" x 10'-6" Base Shoe	T-Brackets, 3 Level	12	295 lb



# DISH Approved Cabbie Ladders

## Cable Ladders



### Description:

- Each 20' section includes six waveguide brackets that are pre-punched for Snap-In Hangers and Butterfly Hangers
- Hole pattern allows 40" (6 brackets per section) or 60" (4 brackets per section) spacing
- 1-3/4" x 1-3/4" x 1/8" side rails
- Each kit includes splices to attach additional sections
- All parts are hot-dip galvanized
- **Purchase attachment kits separately**  
(minimum of two kits required per 20' ladder section)

Part #	# of Runs	Length	Width	Weight
WCL6	6	20'	20-5/8"	77 lb
WCL9	9	20'	29-5/8"	82 lb
CLK-U	Universal (angles 2" - 5" & pipes 1" - 4-1/2")			



A **valmont**  COMPANY

**valmont**   
TELECOM

© 2023 Valmont Telecommunications, Inc. All Rights Reserved.  
Valmont and Site Pro 1 are registered trademarks of Valmont Industries, Inc.  
V2.0 Latest Update 01/23