

900360-10: PIM Shield Channel Runner Kit, M10 x 30mm, Galvanized (Sold in packages of 10)

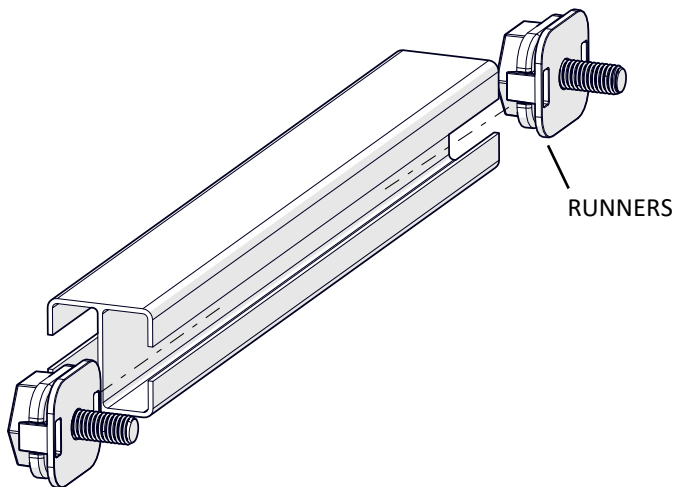
June 2022

Galvanized steel channel runner kit is intended for attaching PIM Shield rails to galvanized steel brackets or structural members at a cell site.

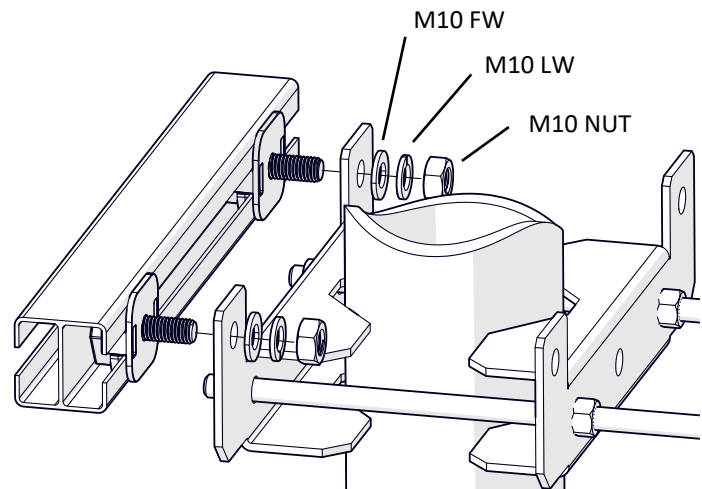
(Hole size in mating bracket should be: 0.41 – 0.44 inches)

### STEP 1

Insert galvanized channel runner kits into rail.



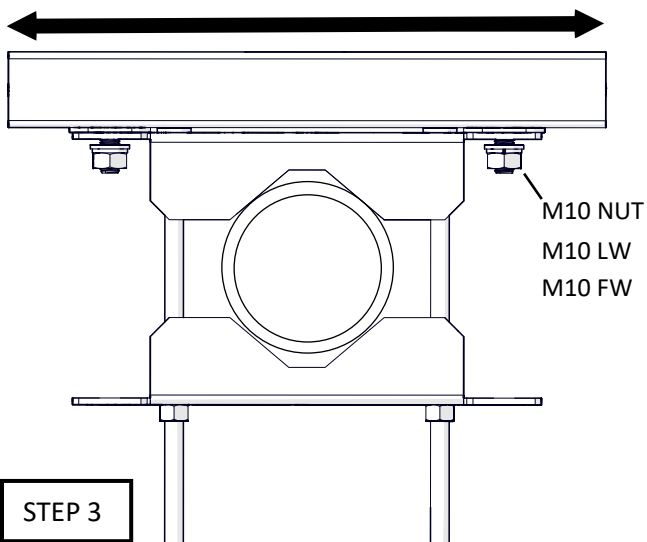
STEP 1



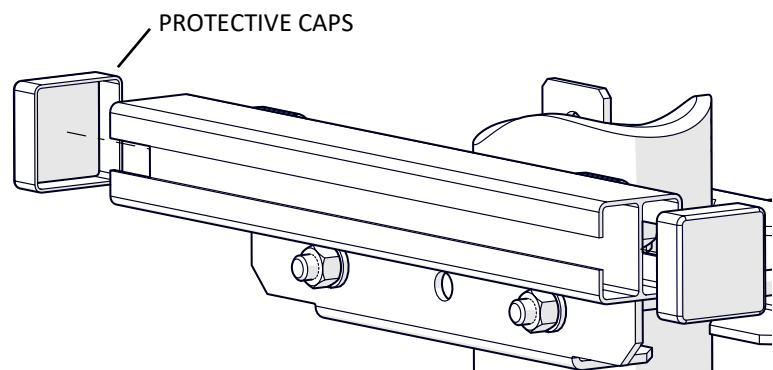
STEP 2

### STEP 2

Position channel runners to align with mounting holes on steel bracket/ structural member. Loosely assemble M10 hardware to saddle bracket.



STEP 3



STEP 4

### STEP 3

Adjust rail to desired position and tighten M10 hardware. (Torque: 15 Ft-lb, ConcealFab Tool PN: 900412)

### STEP 4

Install desired number of stainless-steel channel runner kits (sold separately) in accordance with 900362 installation guide. When finished, install protective caps on ends of rails.