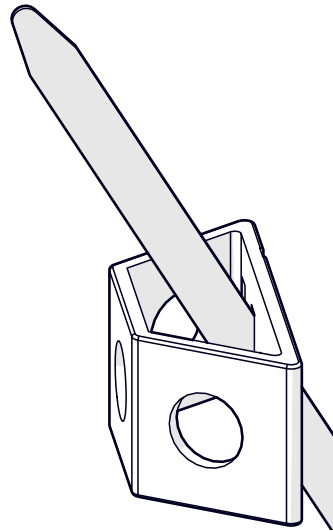


900860-10: PIM Shield Snap-In Adapter, Trapezoid, 3-position (Sold in packages of 10)

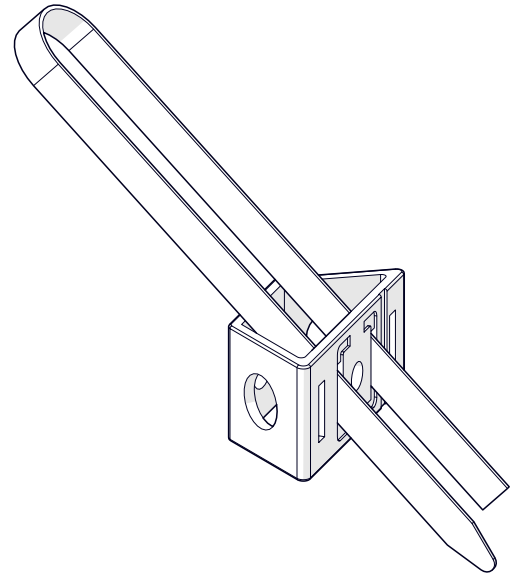
June 2022

Installation on round members**STEP 1**

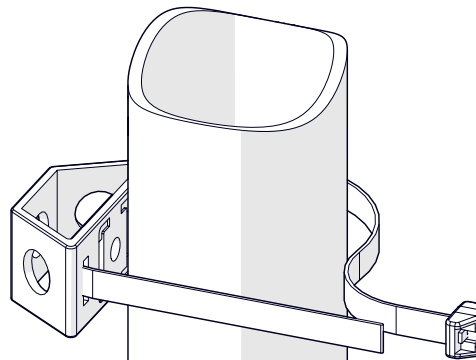
Insert strap through one slot diagonally.

**STEP 1****STEP 2**

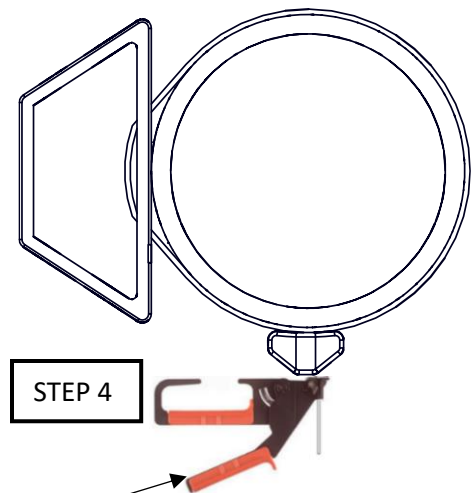
Slide strap back through matching slot.

**STEP 2****STEP 3**

Pull strap through and position around structural member.

**STEP 3****STEP 4**

Pass strap through locking head and tighten using ConcealFab Tool 900442 or equivalent.

**STEP 4**

INSTALLATION TOOL
900442

Installation on Rail system

Threaded stud installation shown using M10 Channel Runner Kit (900360) and Pim Shield Rail

For M10: Torque to 15ft-lb,
ConcealFab Tool 900412

For 3/8": Torque to 10ft-lb,
ConcealFab tool 900053

